



Australian Government
Department of Education

International Student Enrolment Data 2014

Table 1: Monthly time series of Stock, Flow and Year to Date of Student Enrolments - All Sectors

Table 2: Monthly time series of Stock, Flow and Year to Date of Student Enrolments - ELICOS

Table 3: Monthly time series of Stock, Flow and Year to Date of Student Enrolments - Higher Education

Table 4: Monthly time series of Stock, Flow and Year to Date of Student Enrolments - VET

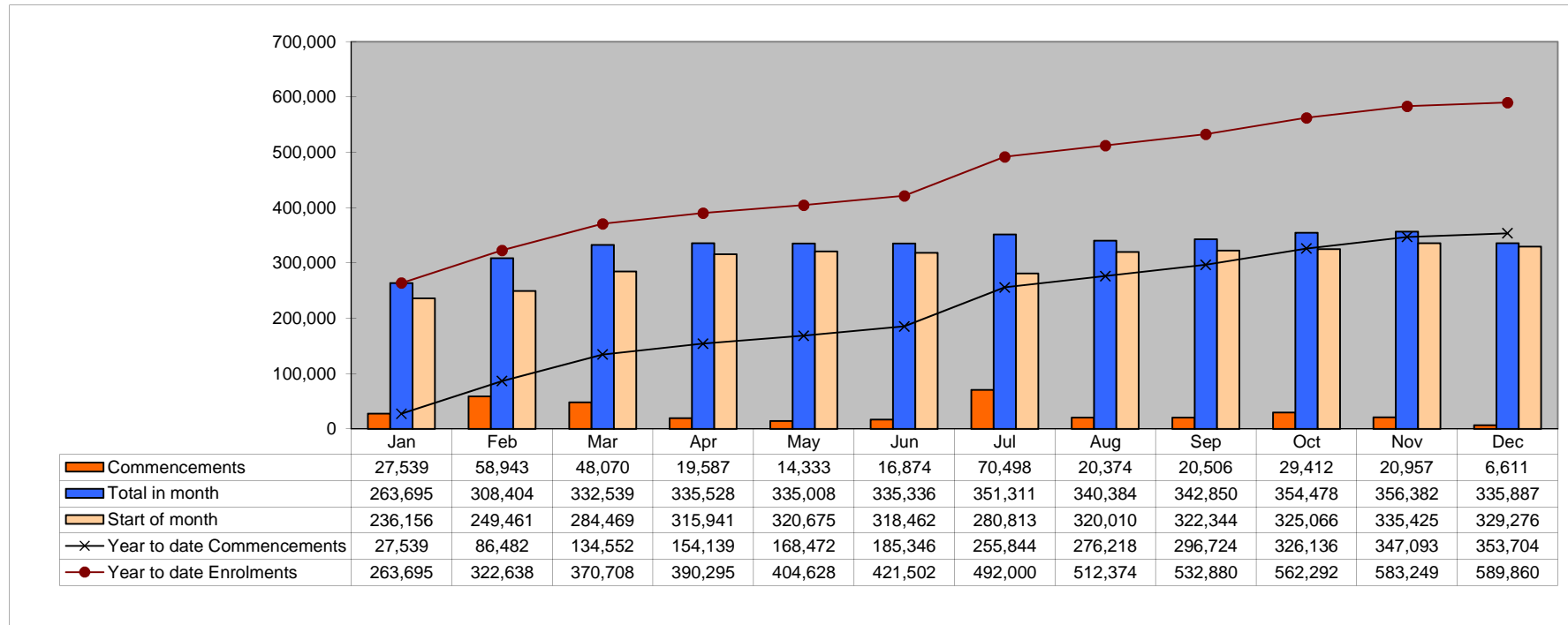
Table 5: Monthly time series of Stock, Flow and Year to Date of Student Enrolments - Schools

Table 6: Monthly time series of Stock, Flow and Year to Date of Student Enrolments - Non-award



International Student Enrolment Data 2014

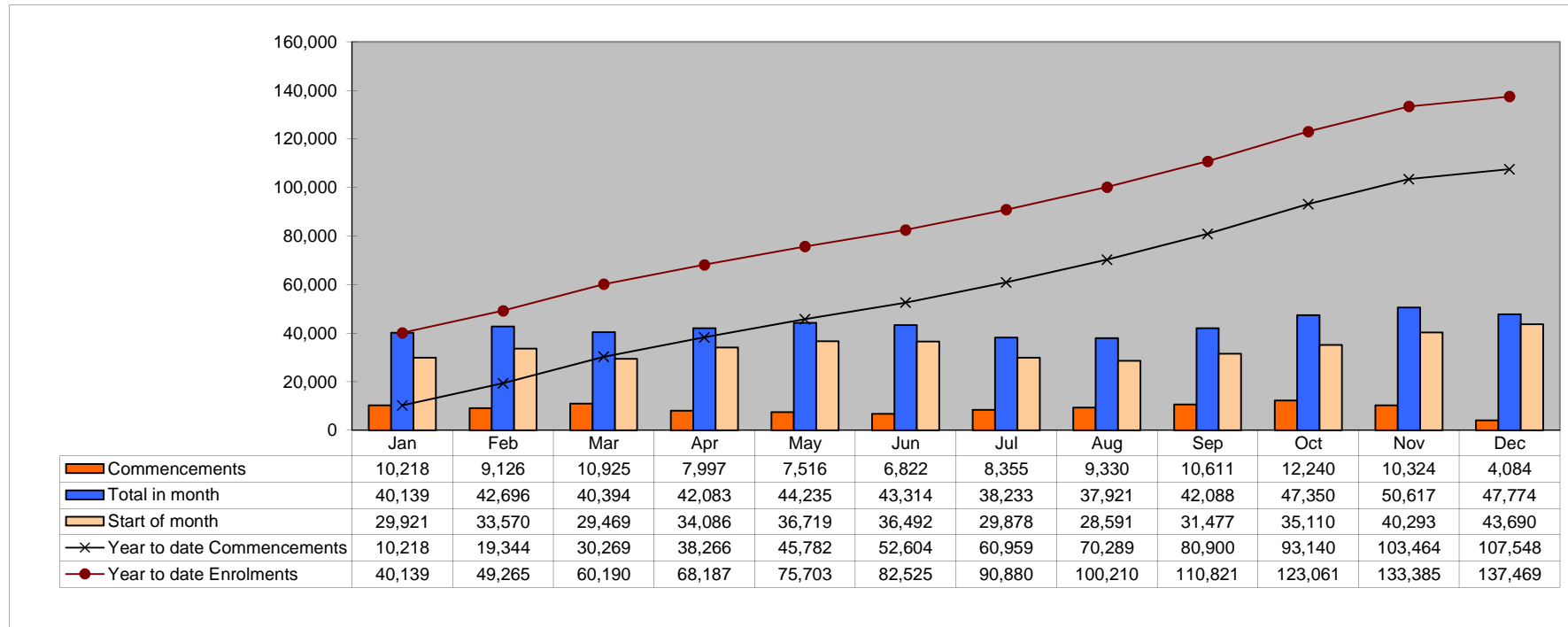
Table 1: Monthly time series of Stock, Flow and Year to Date of Student Enrolments - All Sectors





International Student Enrolment Data 2014

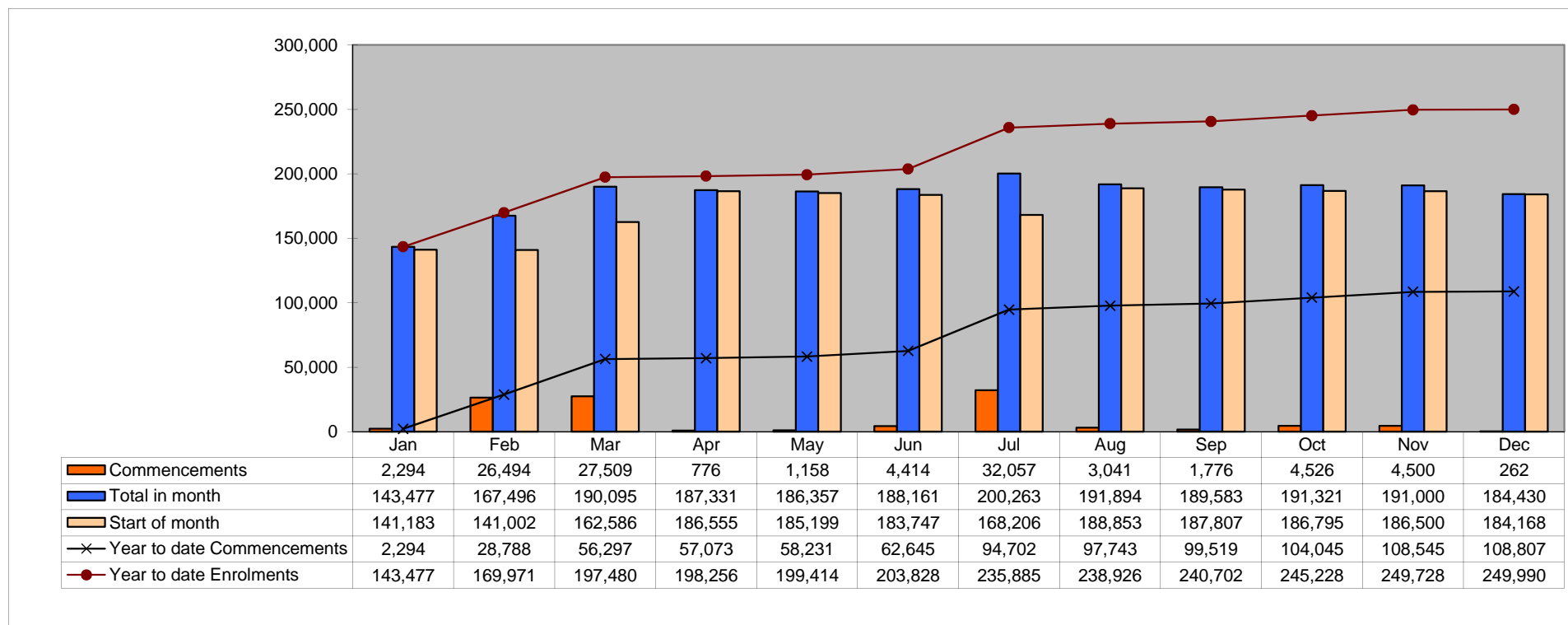
Table 2: Monthly time series of Stock, Flow and Year to Date of Student Enrolments - ELICOS





International Student Enrolment Data 2014

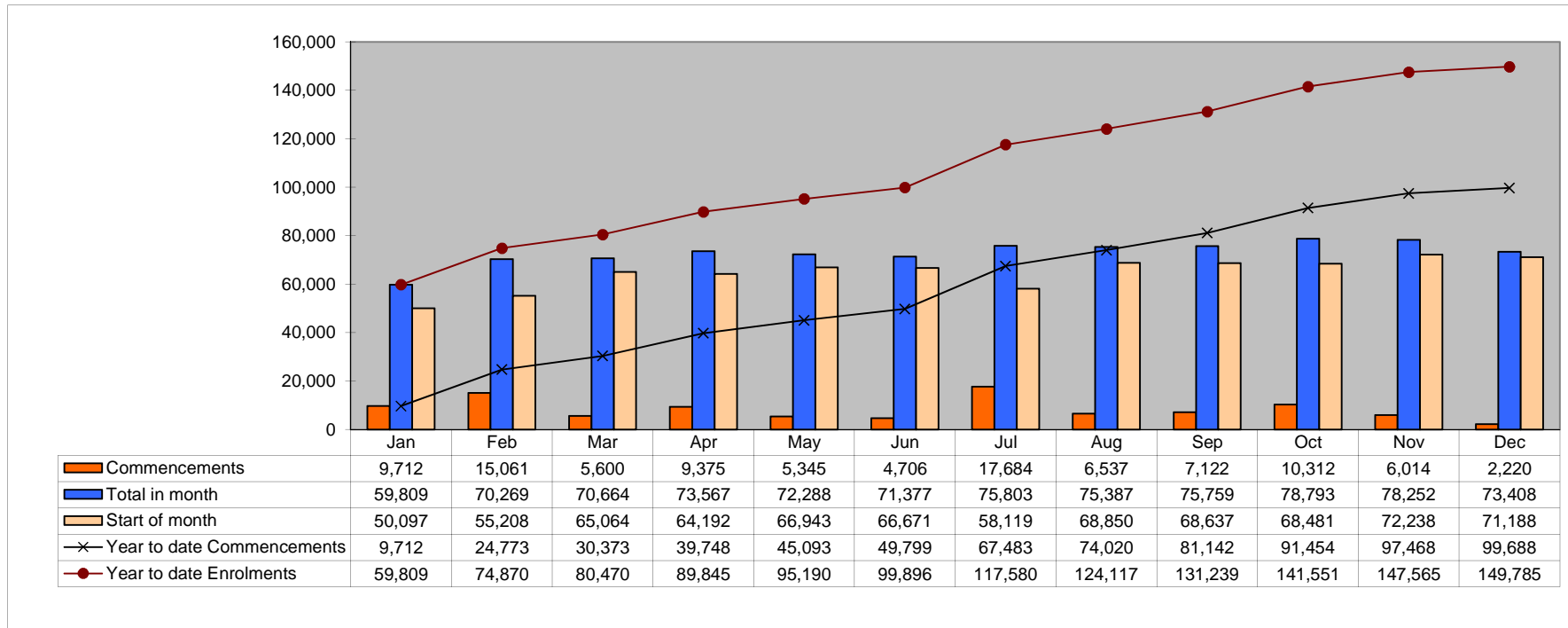
Table 3: Monthly time series of Stock, Flow and Year to Date of Student Enrolments - Higher Education





International Student Enrolment Data 2014

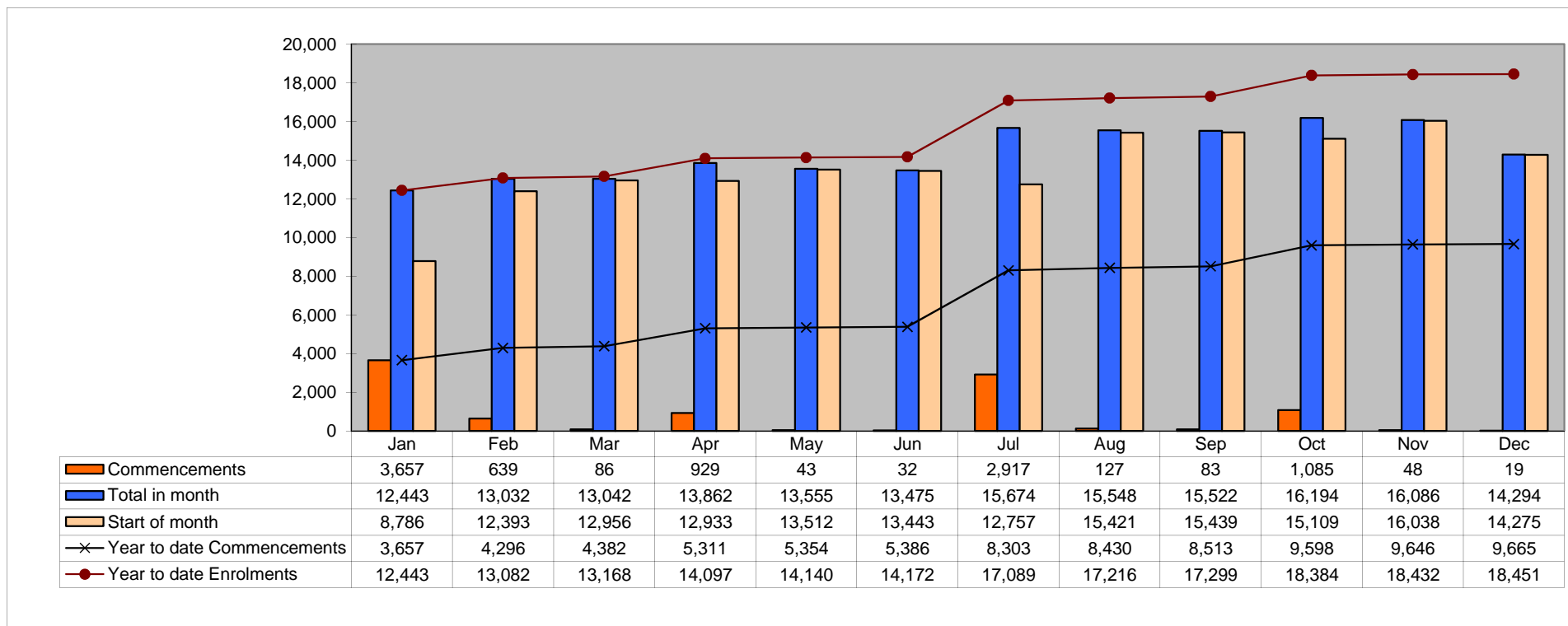
Table 4: Monthly time series of Stock, Flow and Year to Date of Student Enrolments - VET





International Student Enrolment Data 2014

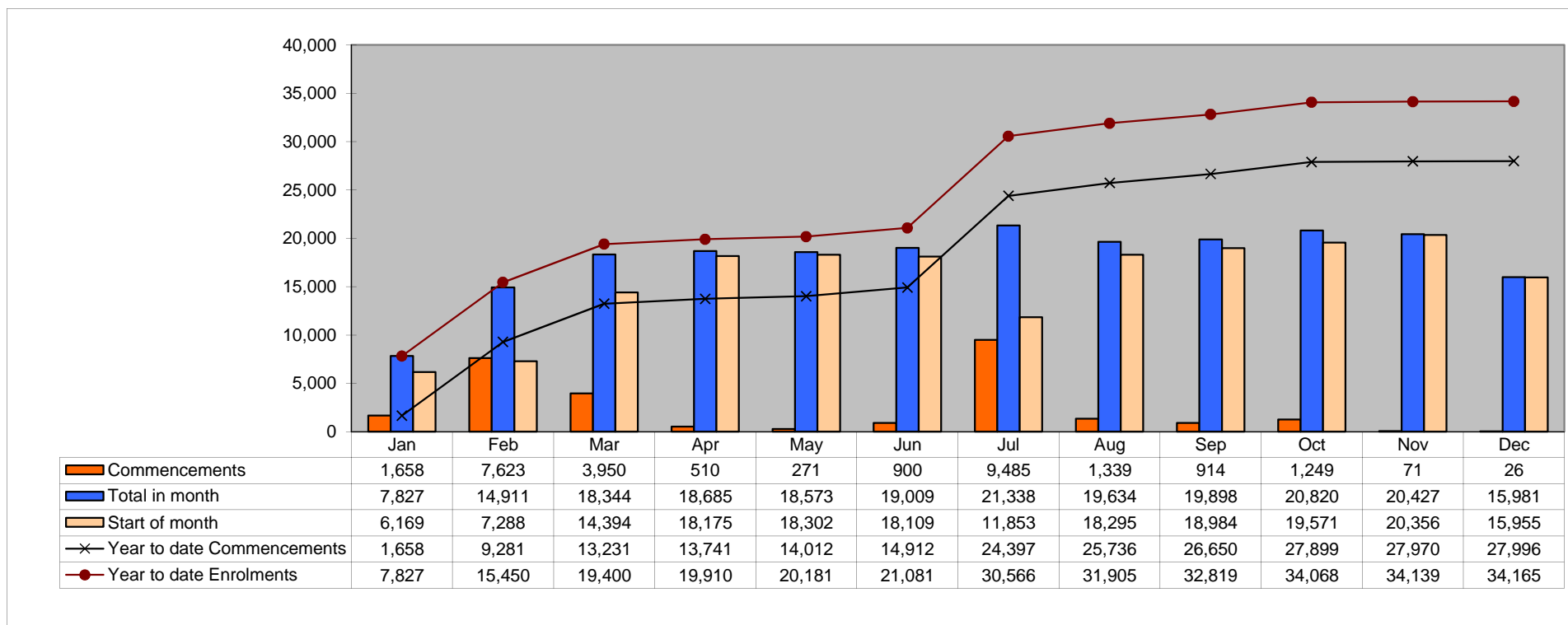
Table 5: Monthly time series of Stock, Flow and Year to Date of Student Enrolments - Schools





International Student Enrolment Data 2014

Table 6: Monthly time series of Stock, Flow and Year to Date of Student Enrolments - Non-award





International Student Enrolment Data 2014

Table 1 DataLinks

	Jan	Feb	Mar	Apr	May	Jun	Jul	Aug	Sep	Oct	Nov	Dec
Commencements	27,539	58,943	48,070	19,587	14,333	16,874	70,498	20,374	20,506	29,412	20,957	6,611
Year to date Commencements	27,539	86,482	134,552	154,139	168,472	185,346	255,844	276,218	296,724	326,136	347,093	353,704
Total in Month	263,695	308,404	332,539	335,528	335,008	335,336	351,311	340,384	342,850	354,478	356,382	335,887
Start of Month	236,156	249,461	284,469	315,941	320,675	318,462	280,813	320,010	322,344	325,066	335,425	329,276
Year to date	263,695	322,638	370,708	390,295	404,628	421,502	492,000	512,374	532,880	562,292	583,249	589,860

Table 2 DataLinks

	Jan	Feb	Mar	Apr	May	Jun	Jul	Aug	Sep	Oct	Nov	Dec
Commencements	10,218	9,126	10,925	7,997	7,516	6,822	8,355	9,330	10,611	12,240	10,324	4,084
Year to date Commencements	10,218	19,344	30,269	38,266	45,782	52,604	60,959	70,289	80,900	93,140	103,464	107,548
Total in Month	40,139	42,696	40,394	42,083	44,235	43,314	38,233	37,921	42,088	47,350	50,617	47,774
Start of Month	29,921	33,570	29,469	34,086	36,719	36,492	29,878	28,591	31,477	35,110	40,293	43,690
Year to date	40,139	49,265	60,190	68,187	75,703	82,525	90,880	100,210	110,821	123,061	133,385	137,469

Table 3 DataLinks

	Jan	Feb	Mar	Apr	May	Jun	Jul	Aug	Sep	Oct	Nov	Dec
Commencements	2,294	26,494	27,509	776	1,158	4,414	32,057	3,041	1,776	4,526	4,500	262
Year to date Commencements	2,294	28,788	56,297	57,073	58,231	62,645	94,702	97,743	99,519	104,045	108,545	108,807
Total in Month	143,477	167,496	190,095	187,331	186,357	188,161	200,263	191,894	189,583	191,321	191,000	184,430
Start of Month	141,183	141,002	162,586	186,555	185,199	183,747	168,206	188,853	187,807	186,795	186,500	184,168
Year to date	143,477	169,971	197,480	198,256	199,414	203,828	235,885	238,926	240,702	245,228	249,728	249,990

Table 4 DataLinks

	Jan	Feb	Mar	Apr	May	Jun	Jul	Aug	Sep	Oct	Nov	Dec
Commencements	9,712	15,061	5,600	9,375	5,345	4,706	17,684	6,537	7,122	10,312	6,014	2,220
Year to date Commencements	9,712	24,773	30,373	39,748	45,093	49,799	67,483	74,020	81,142	91,454	97,468	99,688
Total in Month	59,809	70,269	70,664	73,567	72,288	71,377	75,803	75,387	75,759	78,793	78,252	73,408
Start of Month	50,097	55,208	65,064	64,192	66,943	66,671	58,119	68,850	68,637	68,481	72,238	71,188
Year to date	59,809	74,870	80,470	89,845	95,190	99,896	117,580	124,117	131,239	141,551	147,565	149,785

Table 5 DataLinks

	Jan	Feb	Mar	Apr	May	Jun	Jul	Aug	Sep	Oct	Nov	Dec
Commencements	3,657	639	86	929	43	32	2,917	127	83	1,085	48	19
Year to date Commencements	3,657	4,296	4,382	5,311	5,354	5,386	8,303	8,430	8,513	9,598	9,646	9,665
Total in Month	12,443	13,032	13,042	13,862	13,555	13,475	15,674	15,548	15,522	16,194	16,086	14,294
Start of Month	8,786	12,393	12,956	12,933	13,512	13,443	12,757	15,421	15,439	15,109	16,038	14,275
Year to date	12,443	13,082	13,168	14,097	14,140	14,172	17,089	17,216	17,299	18,384	18,432	18,451

Table 6 DataLinks

	Jan	Feb	Mar	Apr	May	Jun	Jul	Aug	Sep	Oct	Nov	Dec
Commencements	1,658	7,623	3,950	510	271	900	9,485	1,339	914	1,249	71	26
Year to date Commencements	1,658	9,281	13,231	13,741	14,012	14,912	24,397	25,736	26,650	27,899	27,970	27,996
Total in Month	7,827	14,911	18,344	18,685	18,573	19,009	21,338	19,634	19,898	20,820	20,427	15,981
Start of Month	6,169	7,288	14,394	18,175	18,302	18,109	11,853	18,295	18,984	19,571	20,356	15,955
Year to date	7,827	15,450	19,400	19,910	20,181	21,081	30,566	31,905	32,819	34,068	34,139	34,165