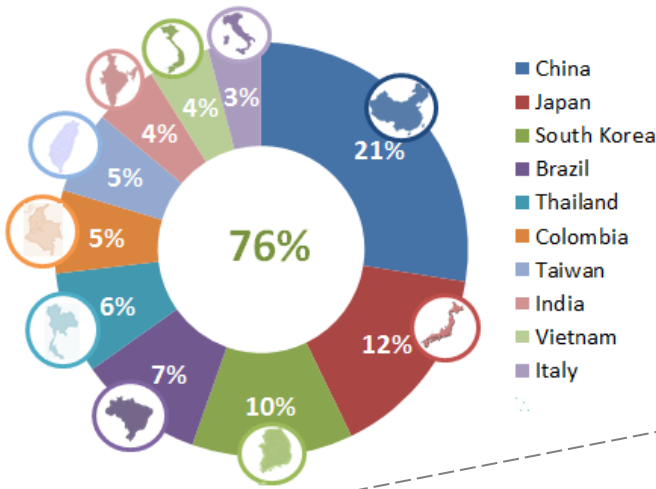




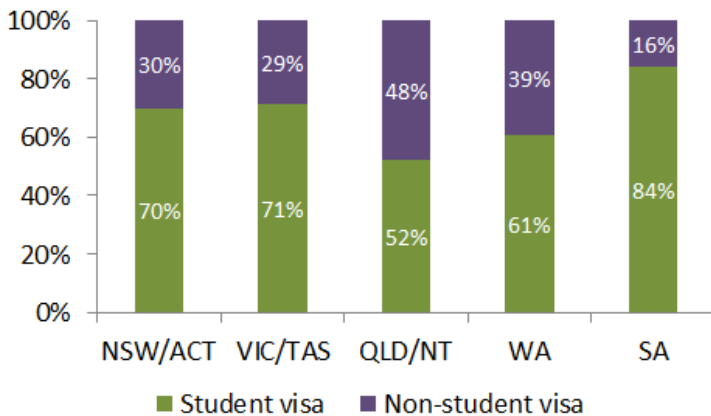
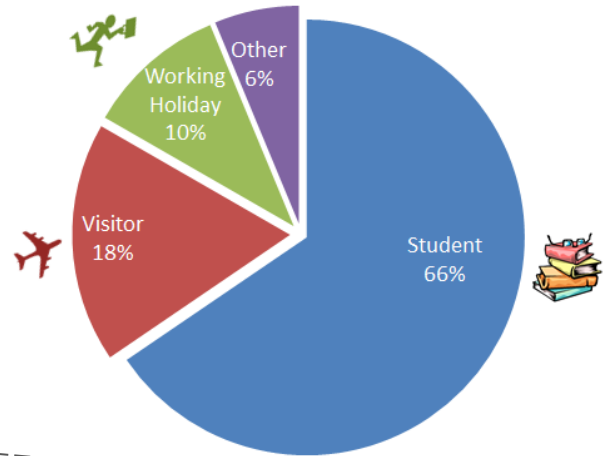
Australian Government
Department of Education and Training

International students in the English Language Courses (2015)

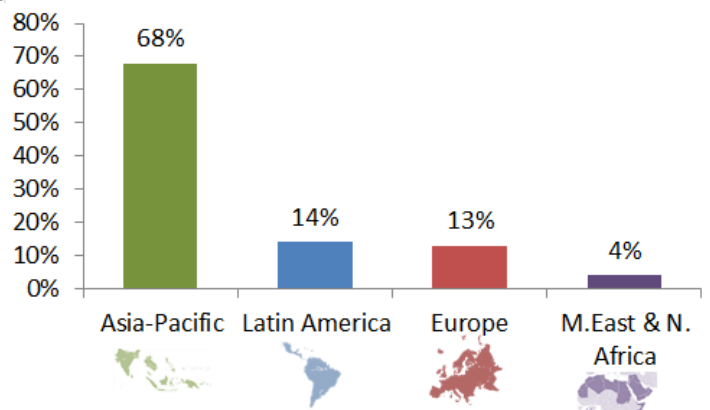
The top ten source countries for ELICOS students (making up 76% of all ELICOS)

The different visas held by people studying English Language Intensive Courses for Overseas Students (ELICOS)



ELICOS students in QLD/NT & WA were more likely to be on non-student visas than in other states

68% of all ELICOS students were from the Asia-Pacific region



International students in the English Language Courses in 2015

International student numbers in English language courses by type of visa

The proportions of different visas held by international students studying English Language Intensive Courses for Overseas Students (ELICOS) are given below:

Student visa: 66%

Visitor visa: 18%

Working Holiday visa: 10%

Other visas: 6%.

ELICOS students by nationality

The majority (76%) of ELICOS students were from the following top ten source countries:

China (21%)

Japan (12%)

South Korea (10%)

Brazil (7%)

Thailand (6%)

Colombia (5%)

Taiwan (5%)

India (4%)

Vietnam (4%)

Italy (3%).

Student visa versus non-student visa by state or territory

ELICOS students in QLD/NT and WA were more likely to be on non-student visas than in other states:

NSW/ACT: 70% on student visa and 30% on non-student visas

VIC/TAS: 71% on student visa and 29% on non-student visas

QLD/NT: 52% on student visa and 48% on non-student visas

WA: 61% on student visa and 39% on non-student visas

SA: 84% on student visa and 16% on non-student visas.

ELICOS students by regions

Over two-thirds (68%) of ELICOS students were from the Asia-Pacific region. The proportions of ELICOS students from all regions were:

Asia-Pacific: 68%

Europe: 13%

Latin America: 14%

Middle East and North Africa: 4%.