

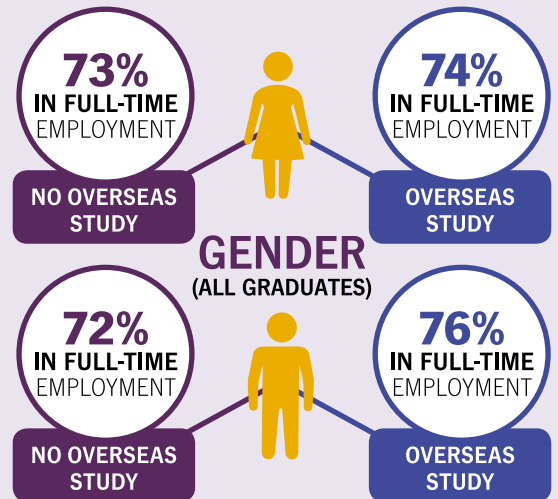


# IMPACT OF STUDYING ABROAD ON GRADUATES

## GRADUATE OUTCOME SURVEY 2017

**75% DOMESTIC**  
UNDERGRADUATES IN FULL-TIME  
EMPLOYMENT FOUR MONTHS  
AFTER COMPLETING DEGREE,  
WHO STUDIED ABROAD

**71% DOMESTIC**  
UNDERGRADUATES IN FULL-TIME  
EMPLOYMENT FOUR MONTHS  
AFTER COMPLETING DEGREE,  
WHO DID NOT STUDY ABROAD



### BROAD FIELD OF EDUCATION (ALL GRADUATES)



**STEM**  
(SCIENCE  
TECHNOLOGY,  
ENGINEERING &  
MATHEMATICS)

OVERSEAS STUDY → **70% IN FULL-TIME EMPLOYMENT**

NO OVERSEAS STUDY → **65% IN FULL-TIME EMPLOYMENT**



**MANAGEMENT & COMMERCE**

OVERSEAS STUDY → **73% IN FULL-TIME EMPLOYMENT**

NO OVERSEAS STUDY → **71% IN FULL-TIME EMPLOYMENT**

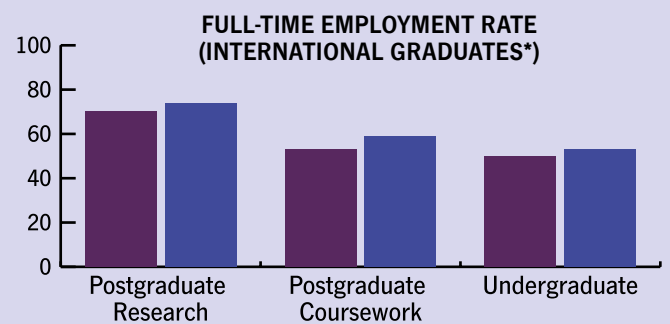
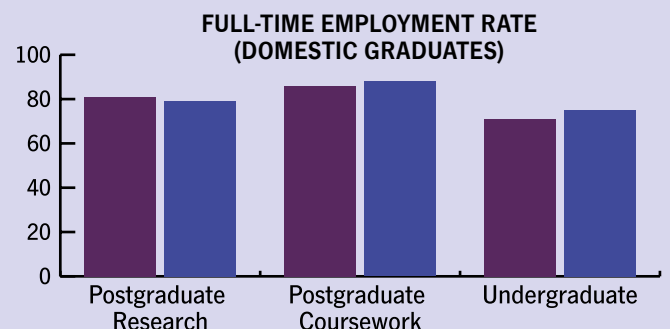
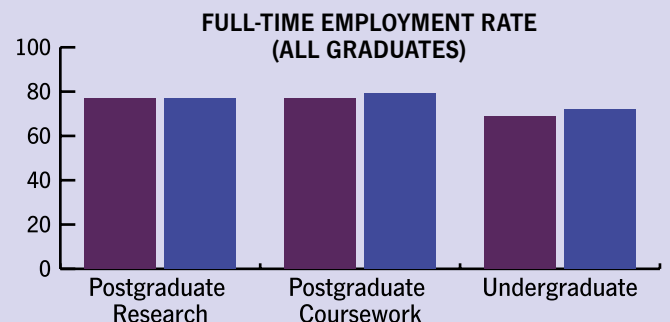


**HEALTH**

OVERSEAS STUDY → **87% IN FULL-TIME EMPLOYMENT**

NO OVERSEAS STUDY → **81% IN FULL-TIME EMPLOYMENT**

### LEVEL OF STUDY



■ Overseas study ■ No overseas study

\* Former international students who remained in Australia after graduation.

120,747 GRADUATES RESPONDED TO THE GOS IN 2017.  
(95,496 DOMESTIC AND 25,251 INTERNATIONAL)

Source: Quality Indicators for Learning and Teaching (QILT):  
<https://www.qilt.edu.au/about-this-site>

2017 Graduate Outcome Survey report is available at:  
<https://www.qilt.edu.au/about-this-site/graduate-employment>