



# IMPACT OF STUDYING ABROAD ON GRADUATES

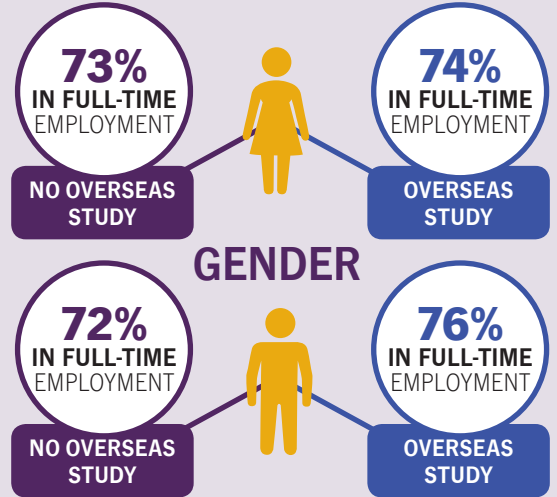
## GRADUATE OUTCOME SURVEY 2016

**74%**

**DOMESTIC UNDERGRADUATES IN FULL-TIME EMPLOYMENT** FOUR MONTHS AFTER COMPLETING DEGREE, WHO STUDIED ABROAD

**70%**

**DOMESTIC UNDERGRADUATES IN FULL-TIME EMPLOYMENT** FOUR MONTHS AFTER COMPLETING DEGREE, WHO DID NOT STUDY ABROAD



### BROAD FIELD OF EDUCATION



**STEM**  
(SCIENCE, TECHNOLOGY, ENGINEERING & MATHEMATICS)

**OVERSEAS STUDY** → **71% IN FULL-TIME EMPLOYMENT**

**NO OVERSEAS STUDY** → **66% IN FULL-TIME EMPLOYMENT**



**MANAGEMENT & COMMERCE**

**OVERSEAS STUDY** → **73% IN FULL-TIME EMPLOYMENT**

**NO OVERSEAS STUDY** → **72% IN FULL-TIME EMPLOYMENT**

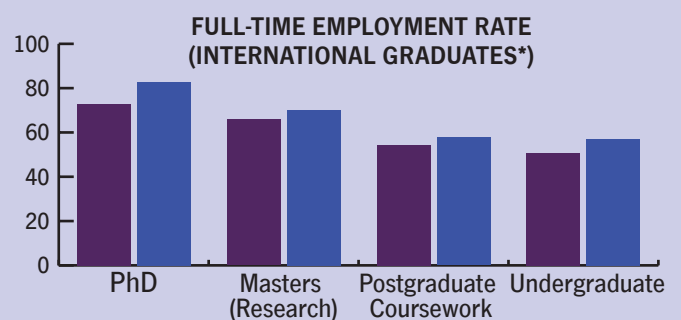
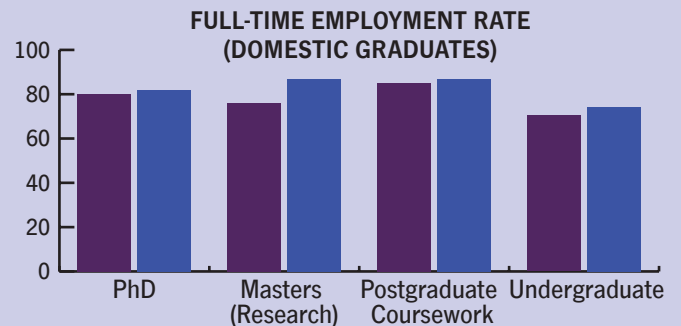
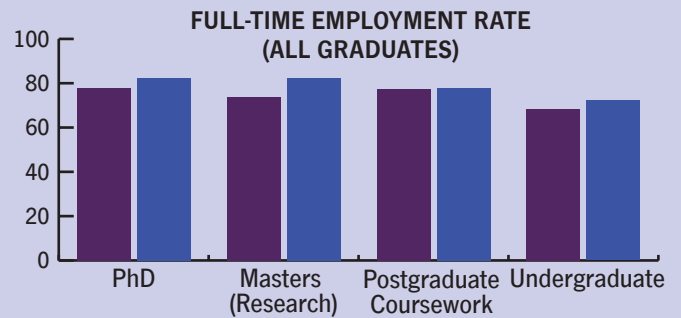


**HEALTH**

**OVERSEAS STUDY** → **90% IN FULL-TIME EMPLOYMENT**

**NO OVERSEAS STUDY** → **81% IN FULL-TIME EMPLOYMENT**

### LEVEL OF STUDY



Legend: Overseas study (blue), No overseas study (purple)

\* Former international students who remained in Australia after graduation.

104,208 GRADUATES RESPONDED TO THE GOS. (84,689 DOMESTIC AND 19,519 INTERNATIONAL)

Source: Quality Indicators for Learning and Teaching (QILT): <https://www.qilt.edu.au/about-this-site>

2016 Graduate Outcome Survey report is available at: <https://www.qilt.edu.au/about-this-site/graduate-employment>