



Australian Government

Department of Education and Training

# INTERNATIONAL STUDENT DATA monthly summary

## January 2019\*

### INTERNATIONAL STUDENT NUMBERS

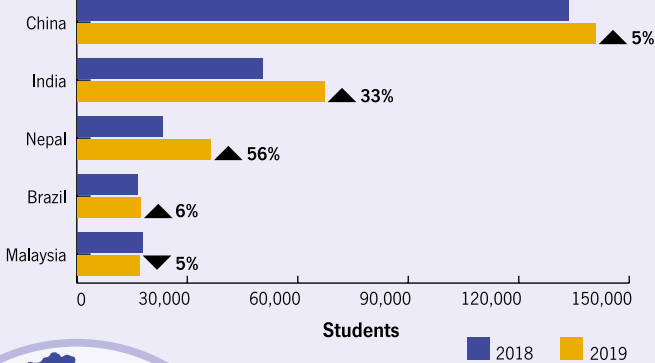


# 473,186

INTERNATIONAL STUDENTS IN AUSTRALIA IN JANUARY 2019



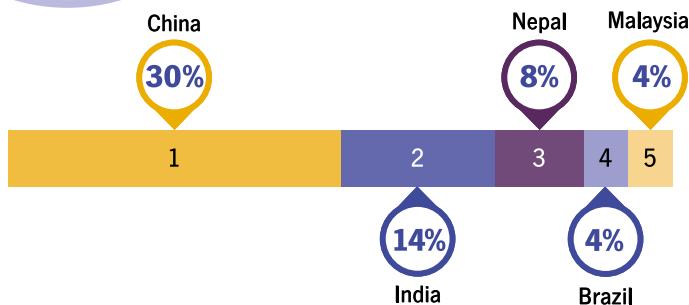
This is **10%** more students than in January 2018



### TOP FIVE COUNTRIES

# 59%

OF INTERNATIONAL STUDENTS ARE FROM THESE TOP FIVE COUNTRIES



### ENROLMENTS

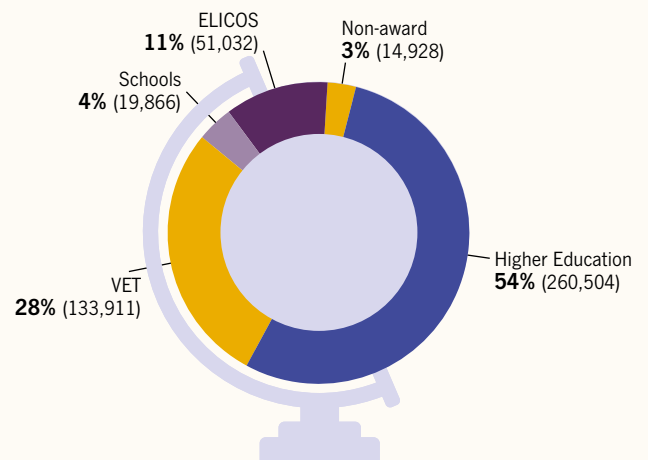


# 480,241

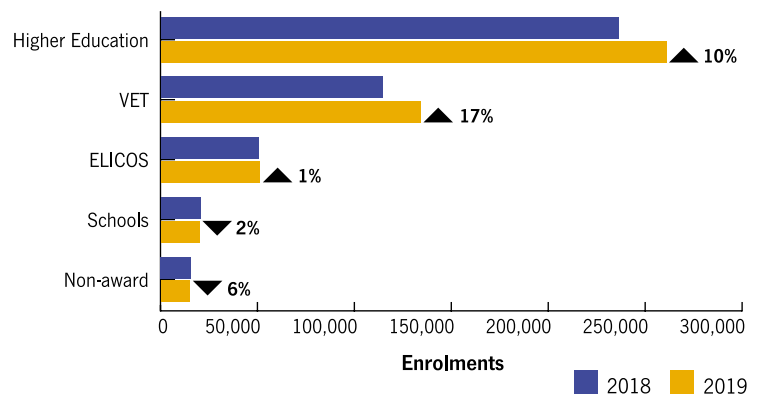
INTERNATIONAL ENROLMENTS IN JANUARY 2019

Enrolments show what courses international students are studying in the Higher Education, VET, Schools, English Language Intensive Courses for Overseas Students (ELICOS) and Non-award sectors.

There are more enrolments than students since a student can study in more than one course in one calendar year.



### EDUCATION SECTORS



\* The January data should be interpreted with caution as most higher education and vocational education and training (VET) commencements for first semester typically take place in March each year.