



Australian Government

Department of Education and Training

INTERNATIONAL STUDENT DATA monthly summary

February 2019*

INTERNATIONAL STUDENT NUMBERS

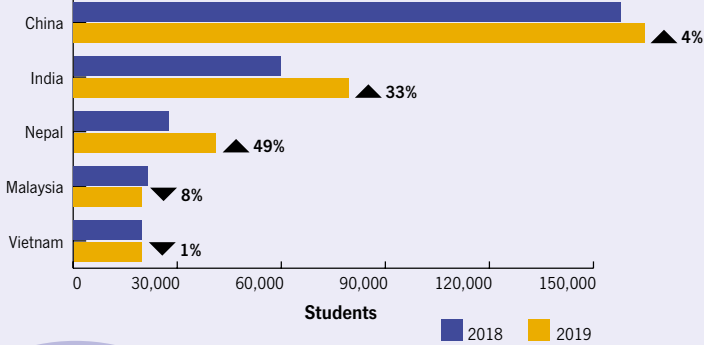


554,188

INTERNATIONAL STUDENTS IN AUSTRALIA UP TO FEBRUARY 2019



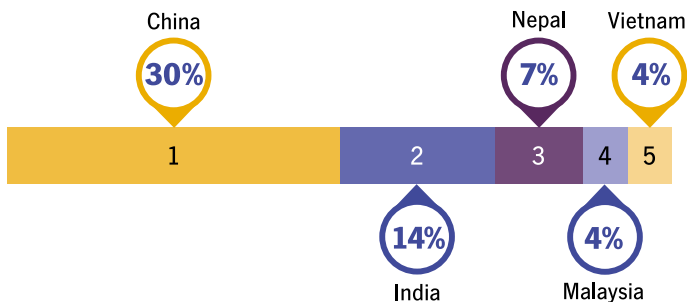
This is **9%** more students than in February 2018



TOP FIVE COUNTRIES

58%

OF INTERNATIONAL STUDENTS ARE FROM THESE TOP FIVE COUNTRIES



ENROLMENTS

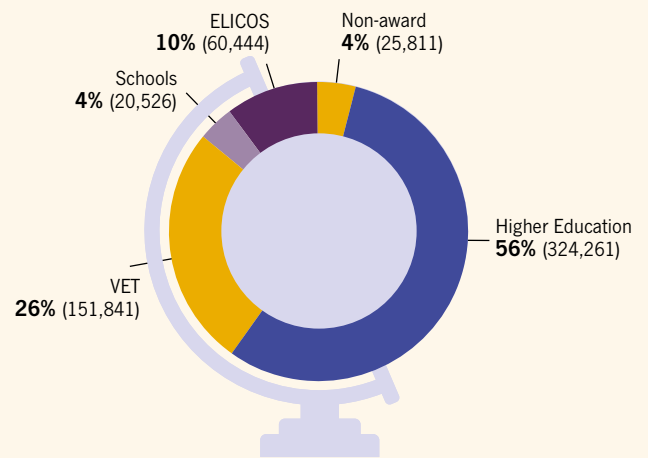


582,883

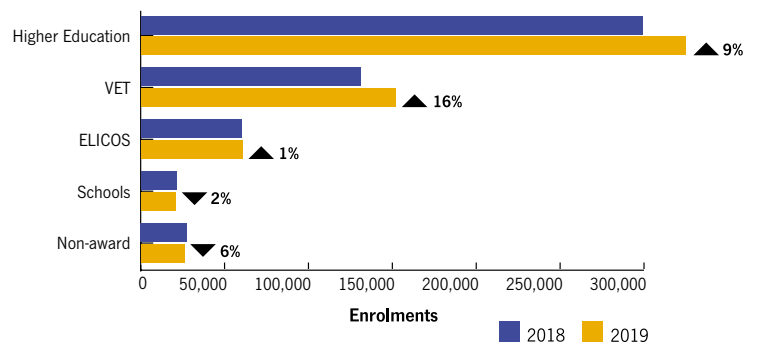
INTERNATIONAL ENROLMENTS IN FEBRUARY 2019

Enrolments show what courses international students are studying in the Higher Education, VET, Schools, English Language Intensive Courses for Overseas Students (ELICOS) and Non-award sectors.

There are more enrolments than students since a student can study in more than one course in one calendar year.



EDUCATION SECTORS



* The February data should be interpreted with caution as most higher education and vocational education and training (VET) commencements for first semester typically take place in March each year.