



Australian Government

Department of Education and Training

INTERNATIONAL STUDENT DATA monthly summary

February 2018*

INTERNATIONAL STUDENT NUMBERS

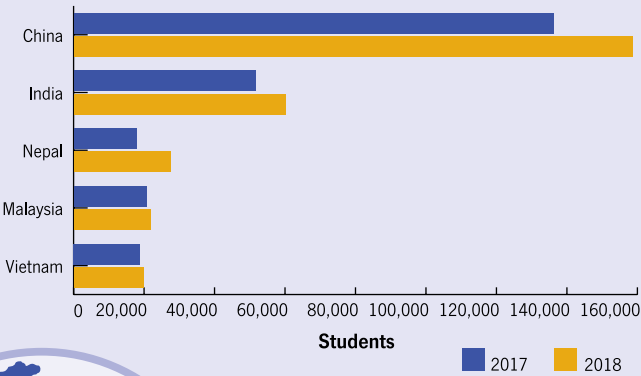


509,610

INTERNATIONAL STUDENTS IN AUSTRALIA IN FEBRUARY 2018

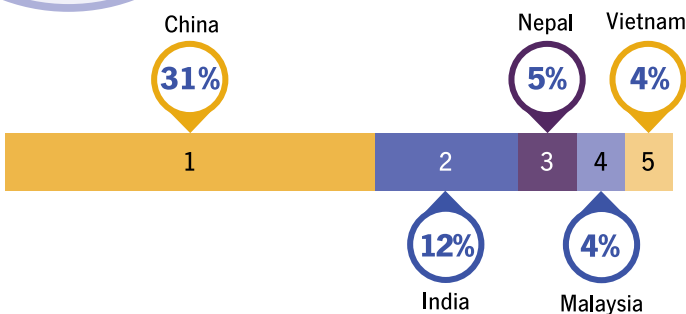


This is **12%** more students than in February 2017



TOP FIVE COUNTRIES 56%

OF INTERNATIONAL STUDENTS ARE FROM THESE TOP FIVE COUNTRIES



ENROLMENTS

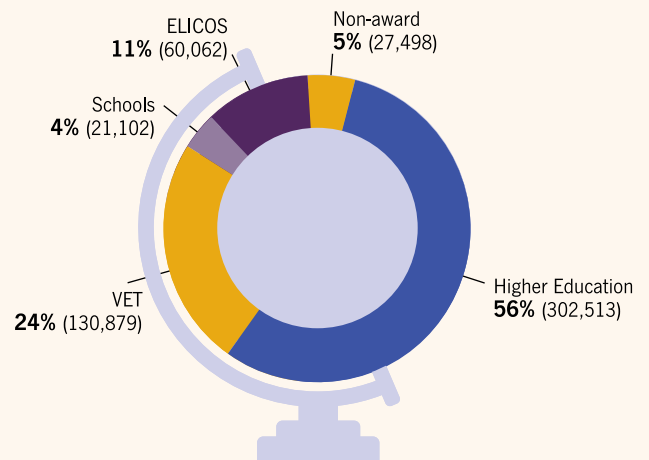


542,054

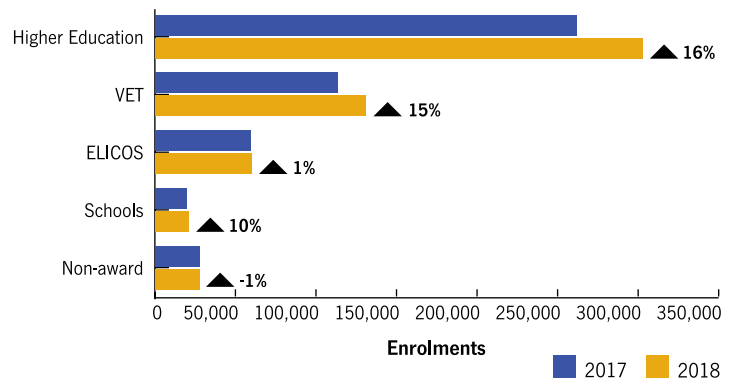
INTERNATIONAL ENROLMENTS IN FEBRUARY 2018

Enrolments show what courses international students are studying in the Higher Education, VET, Schools, English Language Intensive Courses for Overseas Students (ELICOS) and Non-award sectors.

There are more enrolments than students since a student can study in more than one course in one calendar year.



EDUCATION SECTORS



* The February data should be interpreted with caution as most higher education and vocational education and training (VET) commencements for first semester typically take place in March each year.