

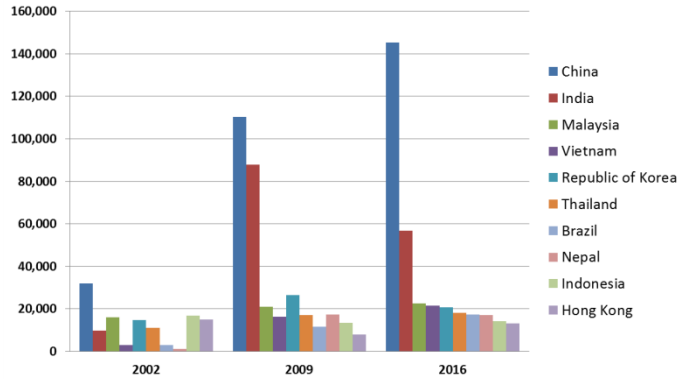


# 519,385

## International students in Australia so far in 2016

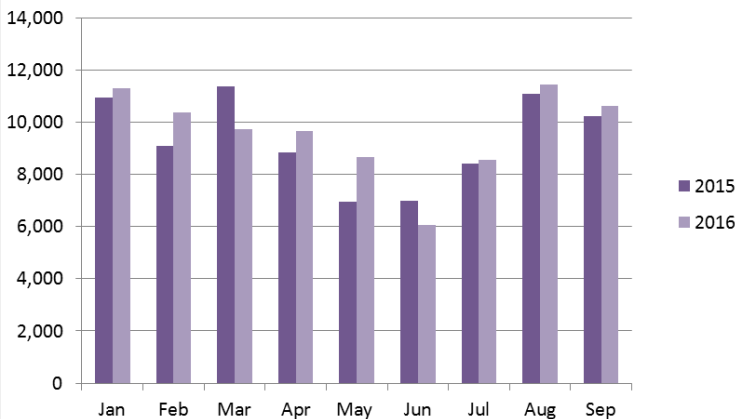
↑12% more international students compared to the same period in 2015

### Major source country long term student trends




### ELICOS COMMENCEMENTS BY MONTH

↑ 3% more international commencements compared to the same period in 2015



ELICOS is the first step in a longer study pathway for many international students. Sustained ELICOS growth up to September 2016 suggests all-sectors growth will continue in 2017.

### Double digit enrolments growth for nationalities outside the top 5



# 349,941

## International commencements in Australia so far in 2016

↑ 10% more international commencements compared to the same period in 2015

### Enrolments by Sector

January – September 2016

