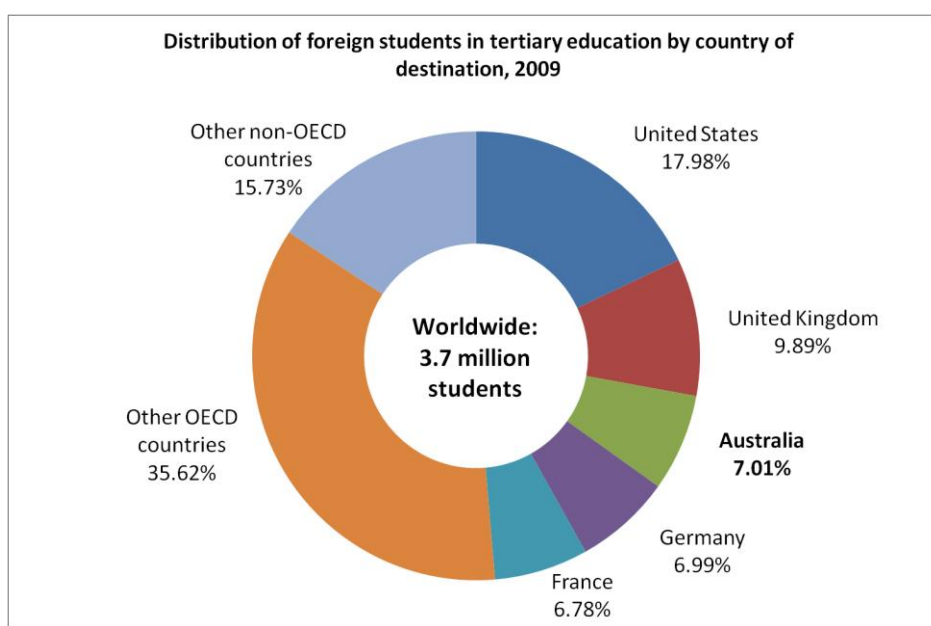


INTERNATIONAL EDUCATION SNAPSHOT

1. [The global context of tertiary student mobility](#)



Source: OECD 2011- Education at a Glance

- Australia was the third largest provider of international education in the world in 2009, hosting 7% of all tertiary students.
- Nearly half of Australia universities and all of the research-intensive 'Group of Eight' universities were included in the 2011 Shanghai Jiao Tong top 500 world university rankings.

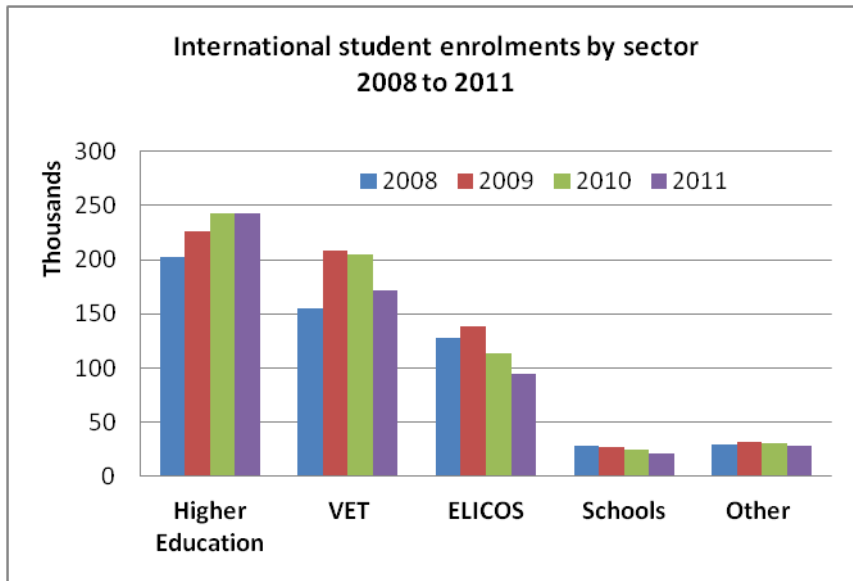
2. [International student enrolments by sector \(Annual 2011\)](#)

| Enrolments | | | |
|---------------------------|----------------|----------------|-----------------------|
| Sector | 2010 | 2011 | Change on 2010 |
| Higher Education | 242,186 | 242,351 | 0.1% |
| VET | 205,371 | 171,237 | -16.6% |
| ELICOS | 113,687 | 95,104 | -16.3% |
| Schools | 24,152 | 20,868 | -13.6% |
| Other* | 31,068 | 27,865 | -10.3% |
| Total in Australia | 616,464 | 557,425 | -9.6% |

Source: AEI International Student Data

*'Other' includes Foundation, Bridging and Enabling courses plus other courses that do not lead to a qualification under the Australian Qualifications Framework (AQF).

International student enrolments trends over time

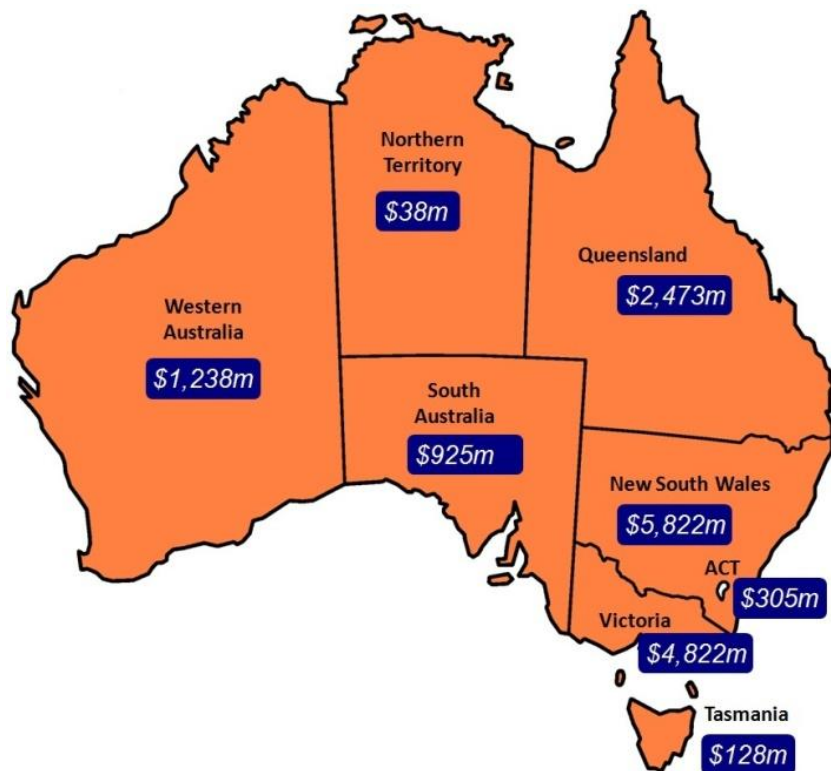


Source: AEI International Student Data

3. Export income to Australia from education services in 2010-11

- The Australian Bureau of Statistics reported that total export income from education services was \$16.3 billion in 2010-11.
- The Department of Foreign Affairs and Trade ranked Education services as Australia's 3rd largest single export earner after iron ore and coal in 2010-11.

Export income by state and territory, 2010-11



Source: ABS International Trade in Services, 2010-11 (ABS Catalogue No. 5368.0.55.003).

4. [Top 5 source countries for international students in Australia](#)

- **Top 5 countries - All sectors - 2011**
China (28.6%), India (13.1%), Sth Korea (5.4%), Vietnam (4.3%) and Malaysia (4.1%)
- **Top 5 countries - Higher Education - 2011**
China (40.2%), Malaysia (7.4%), India (6.4%), Vietnam (4.5%) and Indonesia (3.9%)
- **Top 5 countries – VET - 2011**
India (32.4%), China (10.8%), Thailand (6.6%), Nepal (5.8%) and Sth Korea (5.6%)

Source: AEI International Student Data

5. [International student satisfaction](#)

- Eighty four per cent of international students were satisfied or very satisfied with their study experience and 86% with their living experience in Australia
- The top four factors influencing tertiary students' decision to study in Australia were: quality of teaching (94% of respondents); reputation of the qualification from their chosen education institution (93%); personal safety (92%), and; reputation of the institution (91%).

Source: AEI 2010 International Student Survey

6. [Transnational education](#)

- In 2010, there were 76,446 students studying in an off shore campus of an **Australian university** (growth of 1.4% since 2009). These students represented 25% of all students studying on campus at an Australian university (on- and off-shore).
- In 2010, there were 62,307 students studying in an offshore campus of an **Australian public sector VET institution**. The figure has more than doubled since 2006.

Sources: Higher Education Statistics Collection and NCVET Offshore VET Survey

7. [International graduate outcomes](#)

- Of international students who had graduated from higher education in 2009, 73 per cent of those living in Australia were employed, compared with 81 per cent of those who had left Australia. In comparison, 81 per cent of Australian graduates were employed.
- For VET graduates, 70 per cent living in Australia were employed, compared with 70 per cent of those who had left Australia and 74 per cent of Australian graduates.

Source: AEI International Graduate Outcomes Survey

8. [Study Pathways of International Students in Australia](#)

- Forty four per cent of international students who commenced in Higher Education in 2010 had some prior study in ELICOS, 14 per cent had prior study in VET, 11 per cent in non-award courses and 7 per cent in Schools. Two in five (40%) students commenced study in Higher Education without prior study in any other sector.
- More than half (55%) of international students who commenced in VET in 2010 had some prior study in ELICOS, 9 per cent had Higher Education study, 7 per cent in Schools and 3 per cent in non-award courses. Over one-third (39%) of the cohort commenced study in VET without prior study in any other sector.

Source: AEI International Student Data

9. Australian student mobility

- There were 9,968 Australian higher education students enrolled in full degree courses in another country in 2009, an increase of 1.1% on the previous year.
- The top five host countries for Australian students enrolled offshore in 2009 were the USA, New Zealand, the UK, Japan and Germany. China is also thought to be a significant study destination for Australian students.
- A survey of Australian students enrolled in Australian universities found that students had 18,000 international study experiences in 2010. These were primarily a semester or longer and often involved a study exchange program with a foreign university.
- Over 90% of student experiences were for direct course credit. Over 37% were in Europe, over 24% in the Americas and over 31% were in Asia. Over 74% of these experiences received funding support from universities and government programs including OS-HELP and the Australia Endeavour Awards.

Sources: UNESCO Global Education Digest 2011 and AUIDF Benchmarking survey 2011

10. Australian scholarships and support for international students

- There were 13,421 enrolments by international students in postgraduate research courses (either Masters by research or PhD courses) in 2010.
- The Australian Government currently invests over \$200 million each year in international scholarships.

| Australian Government support for commencing international postgraduate research students in 2010 | |
|--|---|
| Type of award | Approximate allocation per annum |
| Australia Endeavour awards | \$40 million |
| Australia AusAID Development scholarships | \$180 million |
| International Postgraduate Research Scholarships | \$20 million |

- In addition Australian universities directly provided further postgraduate research scholarships to the value of over \$180 million in 2010.

Sources: AEI International Student Data, scholarship data from AEI, AusAid and Research Division of DIISRTE

More information

Monthly releases of international student data are available from the [AEI website](#).

AEI maintains a set of one page [Research Snapshots](#), including:

- [The global context of international student mobility](#)
- [Onshore higher education international students as a proportion of all onshore students in Australian universities](#)
- [Onshore VET international students as a proportion of all onshore students in Australian public VET institutions](#)
- [Transnational education in the higher education sector](#)
- [Transnational education in the public and private VET sector](#)
- [Australian scholarships and support for international students](#)
- [Export Income to Australia from Education Services](#)
- [Exchange Rate Movements](#)

For questions on international student data and research snapshots, please email aei_research@innovation.gov.au